

Last-Minute Showing Checklist

Whether your home is currently listed for sale, or you're getting ready to list it for sale, you know that accommodating showings is a necessary part of the process. After all, would you buy a house if you couldn't step foot in it beforehand? Probably not.

Ideally, potential buyers and their agents will give ample notice before their showing, but we know that isn't always the case. Whether it's the state of the market or the potential buyer's unique circumstances, some last-minute showing requests are inevitable. Do you have to accept last minute showing requests? Technically no, but like we said, accommodating showings is an extremely important part of the process in getting your home sold.

The good news is, with this checklist you won't have to dread those last-minute showing requests. Grab this list, checking items off as you go, and your home will be in 'show ready' condition in no time. *Just remember to hide the checklist on your way out the door.*

A Note about the Condition of your Home While on the Market



To ensure your home always shows in the best possible light, it is important to have and maintain a regular cleaning routine. Set a schedule and stick to it. Your plan should include regularly sweeping/vacuuming floors, dusting, and having a place for items commonly left out in your home like remotes, mail, etc. Your goal is to have your home light, bright, clean, and clutter free each time a potential buyer walks through the door.

You also want to ensure that you have a plan for yourself and any pets at the time of showings. Can you head out for a walk? Go to a nearby café? Have something in mind so that you aren't scrambling when you need to leave the house during showings.

Now, Let's Get Showing Ready!

Whole House:







- [ ] Turn on all lights
- [ ] Open all blinds/window coverings
- [ ] Vacuum/sweep high traffic areas
- [ ] Hide any clutter
- [ ] Remove or secure valuables

Bedroom(s):

- [ ] Make bed
- [ ] Put laundry in hamper or out of sight
- [ ] Remove clutter
- [ ] Hang clothes







ESTATE

Kitchen:

- [ ] Clean counters
- [ ] Clean sink
- [ ] Wipe fingerprints from appliances
- [ ] Take out trash
- [ ] Put dirty dishes in the dishwasher





Living Room/Family Room:

- [ ] Fluff pillows
- [ ] Fold blankets
- [ ] Put away remotes/clutter
- [ ] Turn off TV/radio
- [ ] Straighten books/magazines





ESTATE

Bathroom(s):

- [ ] Close toilet lids
- [ ] Clean counters
- [ ] Wipe off any spots on mirrors
- [ ] Quickly shine fixtures
- [ ] Fold/hang towels or swap out for fresh linens
- [ ] Hide toiletries
- [ ] Empty trash





Laundry Room:

- [ ] Put dirty laundry out of sight
- [ ] Organize/hide any clutter







Entry:

- [ ] Stow shoes
- [ ] Hang coats
- [ ] Straighten entry mat







Outside:

- [ ] Clear walkway and driveway
- [ ] Pick up clutter (toys, pet messes, etc.)





Congratulations, you are all set!

Now, head out and give that buyer an opportunity to fall in love with your home.



Enter Your Name

LICENSE #0123456789
123 STREET, AWESOME CITY, USA
123-456-7890 ¤ WWW.WEBSITE.COM

ESTATE